

**LUMENERGY**  
endless energy, everyday

# OUTDOOR LED LIGHTING SOLUTIONS

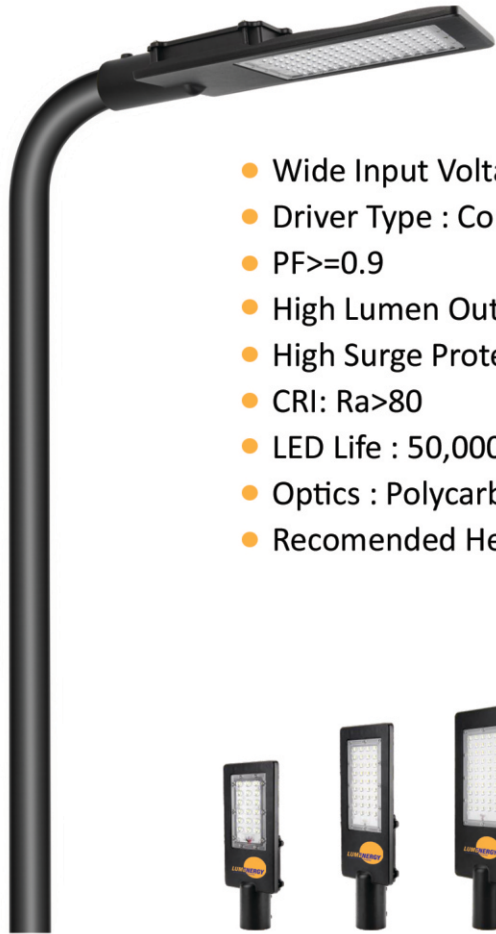


- 👉 ALL IN ONE  
SOLAR STREET LIGHT
- 👉 LED STREET LIGHT
- 👉 SOLAR HIGH MAST
- 👉 SOLAR FLOOD LIGHT





20W/30W/40W/50W/70W



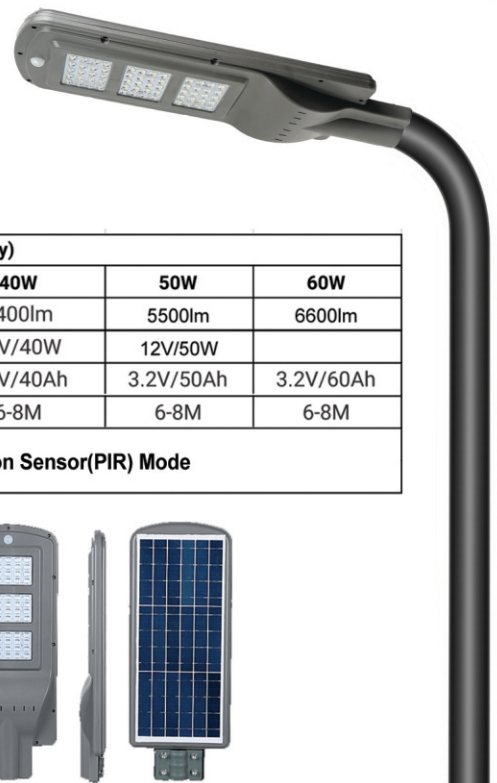
- Wide Input Voltage Range : 80-400 VAC
- Driver Type : Constant Current. Integral
- PF>=0.9
- High Lumen Output : 110LM/W
- High Surge Protection: 4KV
- CRI: Ra>80
- LED Life : 50,000 BH
- Optics : Polycarbonate diffuser
- Recomendted Height of the Pole: 4-6 mtr



**ALL IN ONE SOLAR STREET LIGHT**



10W/20W/30W/40W/50W/60W



ALL IN ONE SOLAR LED STREET LIGHT (ABS body)						
LUMINAIRE POWER	10W	20W	30W	40W	50W	60W
LUMINAIRE EFFICACY	1000lm	2000lm	3000lm	4400lm	5500lm	6600lm
SOLAR PANEL	12V/10W	12V/20W	12V/30W	12V/40W	12V/50W	
LiFePO4 Battery	3.2V/10Ah	3.2V/20Ah	3.2V/30Ah	3.2V/40Ah	3.2V/50Ah	3.2V/60Ah
INSTALL HEIGHT	4-6M	5-7M	6-8M	6-8M	6-8M	6-8M
WORKING MODE	10% Brightness Standby Mode, 100% Motion Sensor(PIR) Mode					



# SOLAR HIGH MAST - MINI MAST LIGHTING SYSTEM



50W/100W/150W/200W


- High efficiency monocrystalline silicon solar panel
- Advanced intelligent MPPT controller
- 10-12 hr, over 2-3 rainy days
- Compact Design
- More than 50% savings in power cost
- Long life - more than 50,000 hrs
- Maintenance free, Just install and forget
- Built in long life LiFePO4 battery
- Octagonal Pole - 7m/8m/9m/10m/12m
- Automatic Dusk to Dawn operation
- No approvals needed



## ALL IN ONE SOLAR STREET LIGHT



10W/20W/30W/40W/50W/60W



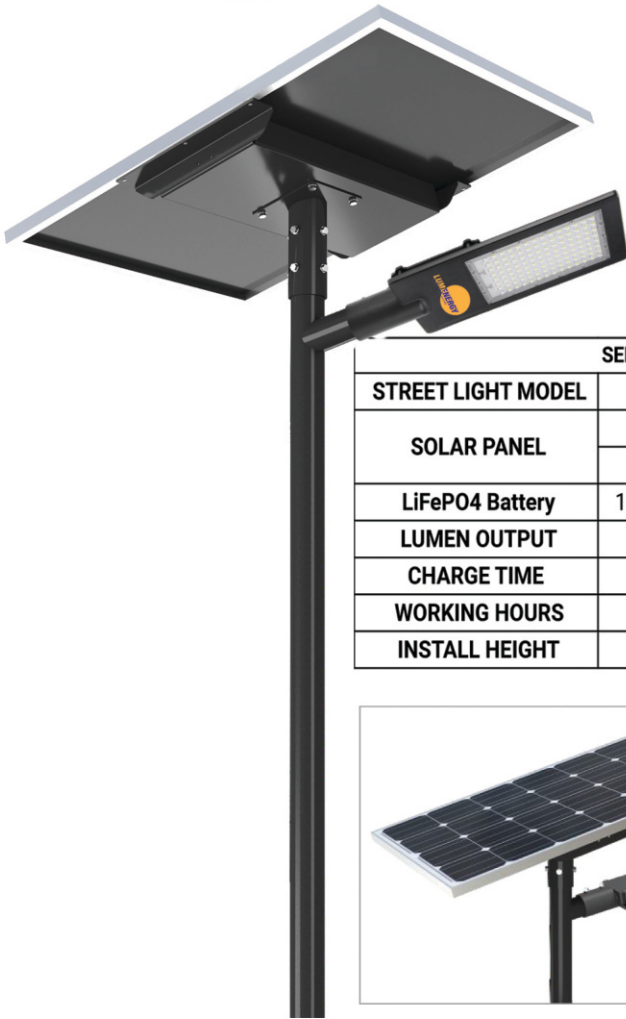
ALL IN ONE SOLAR LED STREET LIGHT (Aluminium body)								
STREET LIGHT MODEL	10Watt	15Watt	20Watt	25Watt	30Watt	40Watt	50Watt	60Watt
SOLAR PANEL	High Efficiency Monocrystalline silicon							
	18V/30W	18V/40W	18V/45W	18V/50W	18V/60W	18V/75W	18V/100W	18V/120W
LiFePO4 Battery	12.8V/9Ah	12.8V/12Ah	12.8V/15Ah	12.8V/18Ah	12.8V/24Ah	12.8V/30Ah	12.8V/40Ah	12.8V/54Ah
LED CHIP	Epistar/Bridgelux/Osram, 150-160lm							
LUMEN OUTPUT	1500lm	2250lm	3000lm	3750	3000lm	6000lm	7500lm	9000lm
CHARGE TIME	7 hours with strong sunshine							
WORKING HOURS	10-12 hour, over 2-3 rainy days							
INSTALL HEIGHT	3-4m	4-5m	5-6m	5-6m	5-6m	7-8m	7-8m	7-8m
WORKING MODE	10% Brightness Standby Mode, 100% Motion Sensor(PIR) Mode							



## SEMI INTEGRATED SOLAR STREET LIGHT




  
 10W/15W/20W/25W/30W/40W



SEMI INTEGRATED SOLAR LED STREET LIGHT					
STREET LIGHT MODEL	10Watt	15Watt	20Watt	30Watt	40Watt
SOLAR PANEL	High Efficiency Monocrystalline silicon				
	18V/60W	18V/75W	18V/120W	18V/150W	18V/200W
LiFePO4 Battery	12.8V/30Ah	12.8V/40Ah	12.8V/60Ah	12.8V/80Ah	12.8V/100Ah
LUMEN OUTPUT	1500lm	2250lm	3000lm	3000lm	6000lm
CHARGE TIME	7 hours with strong sunshine				
WORKING HOURS	10-12 hour, over 2-3 rainy days				
INSTALL HEIGHT	3-4m	4-5m	5-6m	5-6m	7-8m



## SOLAR FLOOD LIGHT






30W/50W

